



STARBRITE - ABRASIVE WHEELS

PLEASE VISIT US AT:  
[WWW.ATLANTECHPROCESS.COM](http://WWW.ATLANTECHPROCESS.COM)

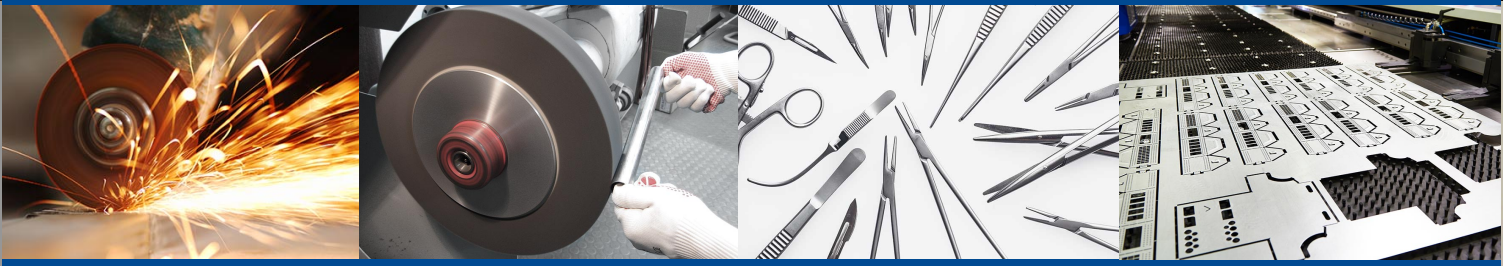



***ABRASIVE CONVOLUTE  
WHEELS FOR HARD & SOFT METALS***

***Experience  
Technology  
Safety  
Professional service***



ABRASIVE SYSTEMS  
FOR HARD METALS



## THE COMPANY

Our company APT was founded in 1983 but the experience of the Owner Hans Thiemann started in 1975, while working as Technologist for a German Leader Abrasive Company.

During those years the sanding process on wooden profiles was mainly done by hand polishing, with the invention of polyurethane wheels the sanding process has been revolutionized, more frequently it's done with sanding machines with sanding wheels forgetting hand finishing. This Company was absorbed by an important abrasives' multinational corporation leader in abrasive technology and new materials research till today.

This experience has contributed in a definitive way with technical knowledge and big passion for this job resulted in Mr. Thiemann to found the company APT. From the beginning APT has chosen the most difficult and ambitious way to manufacture an **excellent** nonwoven abrasives.

We all know that in order to create the highest quality product big investment is necessary, not only of economic type, but in human resource, products and precise quality control etc.

It's a big engagement of energy and resources that culminates in an **EXCELLENT PRODUCT**.



**20 YEARS**  
OF EXPERIENCE



WE EXPORT OUR PRODUCTS IN  
**55 COUNTRIES**



**HIGH QUALITY**  
PRODUCTS



## **ABRASIVE SYSTEMS FOR HARD METALS**

We manufacture extremely high performance abrasive wheels for hard metals: from primary sanding, more aggressive sanding up to satin finishing and polishing. All wheels used for those types of metals are made with the right equilibrium between durability, abrasive ability and bright finishing. Besides the standard products mentioned in our catalogue, we are in a position to provide you with special wheels and abrasive systems made on customer requirement.





## EVO Deburring Convolute Wheel

They represent the ideal starting point of medium to heavy burrs. They deburr and smooth radius, especially on welds requiring sanding. Removal burrs and parting lines from casting and forging - deburr Stainless Steel pipe threads and punched holes, on aluminium and stamped parts. Polish welds and small pieces before coating; surgical instruments, turbine blades and other stamped components, remove scratches and surface defects.



TYPE	GRIT	DENSITY	DIAMETER	WIDTH	HOLE	MAX SPEED (RPM)
S/C	SFINE	1.7	Ø 150	13 mm - 25 mm - 50 mm	Ø 25,4	6000
S/C	SFINE	1.9	Ø 200	13 mm - 25 mm - 50 mm	Ø 76,2	4500
S/C	SFINE	1.7	Ø 150	13 mm - 25 mm - 50 mm	Ø 25,4	6000
S/C	SFINE	1.9	Ø 200	13 mm - 25 mm - 50 mm	Ø 76,2	4500

*Other dimensions available on request*

## EVO Light Deburring Convolute Wheel

The best choice for removing fine burrs, removal belt marks and finishing of small parts. It's the most economical system for light deburring while providing a highly polished finish. High performing finishing speed with less pressure against competitors wheels; bright finishing and burr resistant. Polishing of surgical tools and stamped metal parts. Finishing prior polishing and light deburring.



TYPE	GRIT	DENSITY	DIAMETER	WIDTH	HOLE	MAX SPEED (RPM)
S/C	SFINE	1.7	Ø 150	13 mm - 25 mm - 50 mm	Ø 25,4	6000
S/C	SFINE	1.9	Ø 200	13 mm - 25 mm - 50 mm	Ø 76,2	4500
S/C	SFINE	1.7	Ø 150	13 mm - 25 mm - 50 mm	Ø 25,4	6000
S/C	SFINE	1.9	Ø 200	13 mm - 25 mm - 50 mm	Ø 76,2	4500

*Other dimensions available on request*

## EVO Multifinishing Convolute Wheel

Good performance for light and medium deburring, radius edges and finishing of all kind of metals. Ideal for manual use on complex workpieces as it's highly conformable. The open web soft construction of these wheels generate uniform and attractive final finishes on ferrous and non-ferrous metals. It's tough enough to finish edges and welds and soft enough to apply a nice finish on larger surfaces. Its construction let remove surface contamination without re-depositing contaminates onto the workpiece. The Silicon Carbide mineral contained offers a unique bright surface especially on stainless steel. Multifinishing wheel is available in two grits and in a unique density.



TYPE	GRIT	DENSITY	DIAMETER	WIDTH	HOLE	MAX SPEED (RPM)
S/C	SFINE	-	Ø 150	13 mm - 25 mm - 50 mm	Ø 25,4	6000
S/C	SFINE	-	Ø 200	13 mm - 25 mm - 50 mm	Ø 76,2	4500
S/C	SMEDIUM	-	Ø 150	13 mm - 25 mm - 50 mm	Ø 25,4	6000
S/C	SMEDIUM	-	Ø 200	13 mm - 25 mm - 50 mm	Ø 76,2	4500

*Other dimensions available on request*

## StalWheel (with shank and with hole)

STAL wheels are used for cleaning **weld** seams, removal of small stock thus leaving a clean manageable surface to work on. They are also used for removal of rust, corrosion, burrs, calamine and paints. Thanks to their structure they never clog as they are self-cleaning.



TYPE	GRIT	DIAMETER	WIDTH	HOLE	SHANK	MAX SPEED (RPM)
S/C	SCOARSE	Ø 50	13 mm	-	TH	12100
S/C	SCOARSE	Ø 76	13 mm	-	TH	8100
S/C	SCOARSE	Ø 100	13 mm	-	TH	6100
S/C	SCOARSE	Ø 250	13 mm - 34 mm	Ø30	-	

*Other dimensions available on request*



## EVO Deburring Convolute Wheel

They represent the ideal starting point of medium to heavy burrs. They deburr and smooth radius, especially on welds requiring sanding. Removal burrs and parting lines from casting and forging - deburr Stainless Steel pipe threads and punched holes, on aluminium and stamped parts. Polish welds and small pieces before coating; surgical instruments, turbine blades and other stamped components, remove scratches and surface defects.



TYPE	GRIT	DENSITY	DIAMETER	WIDTH	HOLE	MAX SPEED (RPM)
S/C	SFINE	1.7	Ø 150	13 mm - 25 mm - 50 mm	Ø 25,4	6000
S/C	SFINE	1.9	Ø 200	13 mm - 25 mm - 50 mm	Ø 76,2	4500
S/C	SFINE	1.7	Ø 150	13 mm - 25 mm - 50 mm	Ø 25,4	6000
S/C	SFINE	1.9	Ø 200	13 mm - 25 mm - 50 mm	Ø 76,2	4500

Other dimensions available on request

## EVO Light Deburring Convolute Wheel

The best choice for removing fine burrs, removal belt marks and finishing of small parts. It's the most economical system for light deburring while providing a highly polished finish. High performing finishing speed with less pressure against competitors wheels; bright finishing and burr resistant. Polishing of surgical tools and stamped metal parts. Finishing prior polishing and light deburring.



TYPE	GRIT	DENSITY	DIAMETER	WIDTH	HOLE	MAX SPEED (RPM)
S/C	SFINE	1.7	Ø 150	13 mm - 25 mm - 50 mm	Ø 25,4	6000
S/C	SFINE	1.9	Ø 200	13 mm - 25 mm - 50 mm	Ø 76,2	4500
S/C	SFINE	1.7	Ø 150	13 mm - 25 mm - 50 mm	Ø 25,4	6000
S/C	SFINE	1.9	Ø 200	13 mm - 25 mm - 50 mm	Ø 76,2	4500

Other dimensions available on request

**ATLANTECH PROCESS TECHNOLOGY, INC.**

Produce polyurethane abrasive wheels and rolls for sanding painted and unpainted wood profiles, for the satin finishing of metals, for plastics, ceramics and many other applications.

### A/FINE Flap wheel

This wheel is made of high density scotch-brite flaps glued around a bakelite core. Available in different densities.



TYPE	GRIT	DIAMETER	HOLE	MAX SPEED (RPM)
A/O	AFINE	Ø 110	Ø 25	5000
A/O	AFINE	Ø 150	Ø 50	3200
A/O	AFINE	Ø 200	Ø 76	2500
A/O	AFINE	Ø 250	Ø 115	2200
A/O	AFINE	Ø 300	Ø 127 - Ø 150	1900
A/O	AFINE	Ø 350	Ø 200	1600
A/O	AFINE	Ø 400	Ø 250	1400
A/O	AFINE	Ø 450	Ø 250 - Ø 300	1100

Other dimensions available on request

### A/VERY FINE Flap wheel

This wheel is made of high density scotch-brite flaps glued around a bakelite core. Available in different densities.



TYPE	GRIT	DIAMETER	HOLE	MAX SPEED (RPM)
A/O	AVERYFINE	Ø 110	Ø 25	5000
A/O	AVERYFINE	Ø 150	Ø 50	3200
A/O	AVERYFINE	Ø 200	Ø 76	2500
A/O	AVERYFINE	Ø 250	Ø 115	2200
A/O	AVERYFINE	Ø 300	Ø 127 - Ø 150	1900
A/O	AVERYFINE	Ø 350	Ø 200	1600
A/O	AVERYFINE	Ø 400	Ø 250	1400
A/O	AVERYFINE	Ø 450	Ø 250 - Ø 300	1100

Other dimensions available on request



## S/MEDIUM Flap wheel

This wheel is made of high density scotch-brite flaps glued around a bakelite core. Available in different densities.



cod.13

TYPE	GRIT	DIAMETER	HOLE	MAX SPEED (RPM)
S/C	SMEDIUM	Ø 110	Ø 25	5000
S/C	SMEDIUM	Ø 150	Ø 50	3200
S/C	SMEDIUM	Ø 200	Ø 76	2500
S/C	SMEDIUM	Ø 250	Ø 115	2200
S/C	SMEDIUM	Ø 300	Ø 127 - Ø 150	1900
S/C	SMEDIUM	Ø 350	Ø 200	1600
S/C	SMEDIUM	Ø 400	Ø 250	1400
S/C	SMEDIUM	Ø 450	Ø 250 - Ø 300	1100

Other dimensions available on request

## S/FINE Flap wheel

This wheel is made of high density scotch-brite flaps glued around a bakelite core. Available in different densities.



cod.14

TYPE	GRIT	DIAMETER	HOLE	MAX SPEED (RPM)
S/C	SFINE	Ø 110	Ø 25	5000
S/C	SFINE	Ø 150	Ø 50	3200
S/C	SFINE	Ø 200	Ø 76	2500
S/C	SFINE	Ø 250	Ø 115	2200
S/C	SFINE	Ø 300	Ø 127 - Ø 150	1900
S/C	SFINE	Ø 350	Ø 200	1600
S/C	SFINE	Ø 400	Ø 250	1400
S/C	SFINE	Ø 450	Ø 250 - Ø 300	1100

Other dimensions available on request



## S/VERY FINE Flap wheel

This wheel is made of high density scotch-brite flaps glued around a bakelite core. Available in different densities.



TYPE	GRIT	DIAMETER	HOLE	MAX SPEED (RPM)
S/C	SVERYFINE	Ø 110	Ø 25	5000
S/C	SVERYFINE	Ø 150	Ø 50	3200
S/C	SVERYFINE	Ø 200	Ø 76	2500
S/C	SVERYFINE	Ø 250	Ø 115	2200
S/C	SVERYFINE	Ø 300	Ø 127 - Ø 150	1900
S/C	SVERYFINE	Ø 350	Ø 200	1600
S/C	SVERYFINE	Ø 400	Ø 250	1400
S/C	SVERYFINE	Ø 450	Ø 250 - Ø 300	1100

*Other dimensions available on request*

## S/SUPER FINE Flap wheel

This wheel is made of high density scotch-brite flaps glued around a bakelite core. Available in different densities.



TYPE	GRIT	DIAMETER	HOLE	MAX SPEED (RPM)
S/C	SSUPERFINE	Ø 110	Ø 25	5000
S/C	SSUPERFINE	Ø 150	Ø 50	3200
S/C	SSUPERFINE	Ø 200	Ø 76	2500
S/C	SSUPERFINE	Ø 250	Ø 115	2200
S/C	SSUPERFINE	Ø 300	Ø 127 - Ø 150	1900
S/C	SSUPERFINE	Ø 350	Ø 200	1600
S/C	SSUPERFINE	Ø 400	Ø 250	1400
S/C	SSUPERFINE	Ø 450	Ø 250 - Ø 300	1100

*Other dimensions available on request*



## S/ULTRA FINE Flap wheel

This wheel is made of high density scotch-brite flaps glued around a bakelite core. Available in different densities.



cod.17

TYPE	GRIT	DIAMETER	HOLE	MAX SPEED (RPM)
S/C	SULTRAFINE	Ø 110	Ø 25	5000
S/C	SULTRAFINE	Ø 150	Ø 50	3200
S/C	SULTRAFINE	Ø 200	Ø 76	2500
S/C	SULTRAFINE	Ø 250	Ø 115	2200
S/C	SULTRAFINE	Ø 300	Ø 127 - Ø 150	1900
S/C	SULTRAFINE	Ø 350	Ø 200	1600
S/C	SULTRAFINE	Ø 400	Ø 250	1400
S/C	SULTRAFINE	Ø 450	Ø 250 - Ø 300	1100

Other dimensions available on request

## MICRO SATIN Flap wheel

**P A T E N T E D P R O D U C T**

This exclusive product is the ideal solution for the metal cleaning, especially for microfinishing. Finer grits confer a pearl effect on surface.



cod.18

GRIT	DIAMETER	HOLE	MAX SPEED (RPM)
FINE - VERYFINE - SUPERFINE - ULTRAFINE	Ø 110	Ø 25	5000
FINE - VERYFINE - SUPERFINE - ULTRAFINE	Ø 150	Ø 50	3200
FINE - VERYFINE - SUPERFINE - ULTRAFINE	Ø 200	Ø 76	2500
FINE - VERYFINE - SUPERFINE - ULTRAFINE	Ø 250	Ø 115	2200
FINE - VERYFINE - SUPERFINE - ULTRAFINE	Ø 300	Ø 127 - Ø 150	1900
FINE - VERYFINE - SUPERFINE - ULTRAFINE	Ø 350	Ø 200	1600
FINE - VERYFINE - SUPERFINE - ULTRAFINE	Ø 400	Ø 250	1400
FINE - VERYFINE - SUPERFINE - ULTRAFINE	Ø 450	Ø 250 - Ø 300	1100

Other dimensions available on request

## INTERLEAVED CLOTH Flap wheel

They are composed of abrasive cloth mixed with non woven material in order to get a high cutting rate combined with a good final finishing result. Available in different ratio of flaps abrasive cloth/ non-woven., they can be composed of non-woven abrasive Silicon Carbide - black colour and Aluminium Oxide – maroon color based.



TYPE	GRIT	RATIO	DIAMETER	HOLE	MAX SPEED (RPM)
A/O - S/C	From P40 to P400	1/1 - 1/2 - 1/4 - 5/2 - 5/3 - 5/4	Ø 110	Ø 25	5000
A/O - S/C	From P40 to P400	1/1 - 1/2 - 1/4 - 5/2 - 5/3 - 5/4	Ø 150	Ø 50	3200
A/O - S/C	From P40 to P400	1/1 - 1/2 - 1/4 - 5/2 - 5/3 - 5/4	Ø 200	Ø 76	2500
A/O - S/C	From P40 to P400	1/1 - 1/2 - 1/4 - 5/2 - 5/3 - 5/4	Ø 250	Ø 115	2200
A/O - S/C	From P40 to P400	1/1 - 1/2 - 1/4 - 5/2 - 5/3 - 5/4	Ø 300	Ø 127 - Ø 150	1900
A/O - S/C	From P40 to P400	1/1 - 1/2 - 1/4 - 5/2 - 5/3 - 5/4	Ø 350	Ø 200	1600
A/O - S/C	From P40 to P400	1/1 - 1/2 - 1/4 - 5/2 - 5/3 - 5/4	Ø 400	Ø 250 - Ø 300	1400
A/O - S/C	From P40 to P400	1/1 - 1/2 - 1/4 - 5/2 - 5/3 - 5/4	Ø 450	Ø 250 - Ø 300	1100

*Other dimensions available on request*





## CP-FB Flap wheel

This wheel is made of high density scotch-brite flaps glued around a bakelite core. It is ideal for polishing every kind of metal surface, ideal on stainless steel.



cod.20

TYPE	GRIT	DIAMETER	HOLE	MAX SPEED (RPM)
A/O	AMEDIUM	Ø 110	Ø 25	5000
A/O	AMEDIUM	Ø 150	Ø 50	3200
A/O	AMEDIUM	Ø 200	Ø 76	2500
A/O	AMEDIUM	Ø 250	Ø 115	2200
A/O	AMEDIUM	Ø 300	Ø 127 - Ø 150	1900
A/O	AMEDIUM	Ø 350	Ø 200	1600
A/O	AMEDIUM	Ø 400	Ø 250	1400
A/O	AMEDIUM	Ø 450	Ø 250	1100

*Other dimensions available on request*

## SPEEDY discs

These discs are made with a super-compressed non woven material, injected with special resins and foams with the addition of extra fine washed abrasives. Excellent performance on all metals and anywhere a very fine and polished finish is required.



cod.21

TYPE	DIAMETER	BORE	MAX SPEED (RPM)
A/O - S/C	Ø 25	with fast locking system or hole	4500
A/O - S/C	Ø 38	with fast locking system or hole	2500
A/O - S/C	Ø 51	with fast locking system or hole	2000
A/O - S/C	Ø 76	with fast locking system or hole	1800

*Other dimensions available on request*

## Shaft Mounted Non Woven Flap wheels and Shaft Mounted Interleaved Cloth Flap wheels

Flap wheel with shank. Satin and aggressive power. in A/O abrasive.

Application: tubes, squares, stainless steel boxes, aluminium, etc.



cod.22

TYPE	GRIT	DIAMETER	WIDTH	SHAFT	MAX SPEED (RPM)
A/O	ACOARSE - AMEDIUM - AFINE - AVERYFINE	Ø 30	20 mm - 30 mm	Ø 6	25.500
A/O	ACOARSE - AMEDIUM - AFINE - AVERYFINE	Ø 40	20 mm - 30 mm	Ø 6	19.100
A/O	ACOARSE - AMEDIUM - AFINE - AVERYFINE	Ø 50	20 mm - 30 mm - 40 mm - 50 mm	Ø 6	15.300
A/O	ACOARSE - AMEDIUM - AFINE - AVERYFINE	Ø 60	30 mm - 40 mm - 50 mm	Ø 6	12.700
A/O	ACOARSE - AMEDIUM - AFINE - AVERYFINE	Ø 75	45 mm	Ø 6	9.600
A/O	ACOARSE - AMEDIUM - AFINE - AVERYFINE	Ø 80	20 mm - 30 mm - 40 mm - 50 mm	Ø 6	9.600
A/O	ACOARSE - AMEDIUM - AFINE - AVERYFINE	Ø 100	30 mm - 50 mm	Ø 6	7.650

*Other dimensions available on request*

TYPE	GRIT	DIAMETER	WIDTH	SHAFT	MAX SPEED (RPM)
A/O	AM + P60/P80 - AF + P100/P120/P150/P180 - AVF + P240/P320	Ø 30	20 mm - 30 mm	Ø 6	25.500
A/O	AM + P60/P80 - AF + P100/P120/P150/P180 - AVF + P240/P320	Ø 40	20 mm - 30 mm	Ø 6	19.100
A/O	AM + P60/P80 - AF + P100/P120/P150/P180 - AVF + P240/P320	Ø 50	20 mm - 25 mm - 30 mm - 40 mm - 50 mm	Ø 6	15.300
A/O	AM + P60/P80 - AF + P100/P120/P150/P180 - AVF + P240/P320	Ø 60	30 mm - 40 mm - 50 mm	Ø 6	12.700
A/O	AM + P60/P80 - AF + P100/P120/P150/P180 - AVF + P240/P320	Ø 75	45 mm	Ø 6	9.600
A/O	AM + P60/P80 - AF + P100/P120/P150/P180 - AVF + P240/P320	Ø 80	20 mm - 30 mm - 40 mm - 50 mm	Ø 6	9.600
A/O	AM + P60/P80 - AF + P100/P120/P150/P180 - AVF + P240/P320	Ø 100	30 mm - 50 mm	Ø 6	7.650

*Other dimensions available on request*



## AF2 Convolute wheel

It is made with aluminium oxide mineral providing consistent cutting power while delivering a fine finishing. It is especially suitable for light deburring and superfinishing. Offers a consistent cut rate on sharp edges throughout its long life and minimum overheating. Very conformable on the workpiece.



cod.49

TYPE	GRIT	DIAMETER	WIDTH	HOLE	MAX SPEED (RPM)
A/O	AMEDIUM - AFINE - AVERYFINE	Ø 150	25,4 mm - 51 mm	Ø 25 - Ø 25,4	6000
A/O	AMEDIUM - AFINE - AVERYFINE	Ø 200	25,4 mm - 51 mm	Ø 76,2	4500
A/O	AMEDIUM - AFINE - AVERYFINE	Ø 250	25,4 mm - 51 mm	Ø 127 - Ø 115	2500

*Other dimensions available on request*



## SF/AC Convolute wheel

An open structure, convoluted sanding wheel for metals.

Suitable for the **cleaning, de-oxidation and satin finish of metals.**

It is most appropriate for applications on **stainless steel and aluminium.**



cod.50

TYPE	GRIT	DIAMETER	WIDTH	HOLE	MAX SPEED (RPM)
A/O	AMEDIUM	Ø 150	25,4 mm - 51 mm	Ø 25,4	6000
A/O	AMEDIUM	Ø 200	25,4 mm - 51 mm	Ø 76,2	4500
A/O	AMEDIUM	Ø 250	25,4 mm - 51 mm	Ø 127	2500

*Other dimensions available on request*

## MF-RED Convolute wheel

**A very aggressive open structure.**

Convolute wheel designed specifically not to heat up on metal substrates.

It ensures an excellent **satin finish** and can **withstand very high speeds** during use.



cod.51

TYPE	GRIT	DIAMETER	WIDTH	HOLE	MAX SPEED (RPM)
A/O	ACOARSE	Ø 150	25,4 mm - 51 mm	Ø 25,4	6000
A/O	ACOARSE	Ø 200	25,4 mm - 51 mm	Ø 76,2	4500
A/O	ACOARSE	Ø 250	25,4 mm - 51 mm	Ø 127	2500

*Other dimensions available on request*



## PT1 AND PT10 Convolute wheel

The convolute wheels PT1 and PT10 are made with nonwoven material wound in a spiral fashion, compressed and injected with special resins with addition of first quality abrasive and glued around a bakelite core.


Given the characteristic construction, the PT1 and PT10 convolute wheels have to turn according to the sense of rotation shown by the arrow.

The PT1 and PT10 convolute wheels have been developed to help manufacturers meet product quality and efficiency requirements.

Suitable for heavy operation such as stainless steel rods polishing and micro-deburring.

Can work uninterruptedly for many days at fast without losing its properties.

**PT1 adapts itself on the workpiece** thanks to its properties. **PT10 is harder and most suitable on flat surfaces.**



TYPE	GRIT	DIAMETER	WIDTH	HOLE	MAX SPEED (RPM)
S/C	SFINE - SSFINE	Ø 150	25,4 mm - 51 mm	Ø 25 - Ø 25,4	6000
S/C	SFINE - SSFINE	Ø 200	25,4 mm - 51 mm	Ø 76,2	4500
S/C	SFINE - SSFINE	Ø 250	25,4 mm - 51 mm	Ø 127 - Ø 115	2500

*Other dimensions available on request*

## SUN Convolute wheel

Just like PT10 and PT1 wheels, this product gives its best on **light-deburring** and **polishing steel wire rods and round bars**.

The **main difference** with PT1 and PT10 wheels consists in its **high strength** and **compact construction** that provides a **long-lasting performance**, **avoiding over-heating** on the workpiece.



It should be noted that this type of wheel **must work always in pairs** for granting the best result.



TYPE	GRIT	DIAMETER	WIDTH	HOLE	MAX SPEED (RPM)
S/C	SMEDIUM	Ø 150	25,4 mm - 51 mm	Ø 25 - Ø 25,4	6000
S/C	SMEDIUM	Ø 200	25,4 mm - 51 mm	Ø 76,2	4500
S/C	SMEDIUM	Ø 250	25,4 mm - 51 mm	Ø 127 - Ø 115	2500
S/C	SMEDIUM	Ø 300	25,4 mm - 51 mm	Ø 127	1900

*Other dimensions available on request*





ATALNTECH PROCESS TECHNOLOGY, INC.  
U.S.A.  
[WWW.ATLANTECHPROCES.COM](http://WWW.ATLANTECHPROCES.COM)

STARBRITE<sup>®</sup> ABRASIVE WHEELS

